

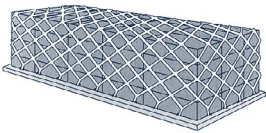
# Air container specifications



## IATA Type 1/1S Prefix: PG

Suitable for:  
Boeing 747F, 747C  
DC 10-30 Freighter

UPPER DECK / MAIN DECK



Volume:  
33.25 m<sup>3</sup> / 1.174 ft<sup>3</sup>

Tare Weight:  
400 kg/882 lbs

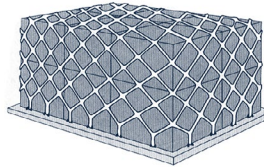
Max Gross Weight:  
13,608 kg/30,000 lbs

External Dimensions (LxWxH):  
611cm x 243cm x 243cm  
238.5"x96"x96"

## IATA Type 2/2Q Prefix: PM

Suitable for:  
Boeing 747F, 747C  
DC 10-30 Freighter

UPPER DECK / MAIN DECK



Volume:  
17.16 m<sup>3</sup> / 606 ft<sup>3</sup>

Tare Weight:  
130 kg/287 lbs

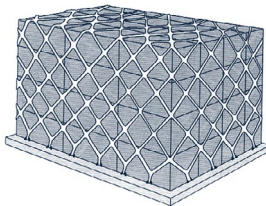
Max Gross Weight:  
6,804 kg/15,000 lbs

External Dimensions (LxWxH):  
317cm x 243cm x 243cm  
125"x96"x96"

## IATA Type 2H Prefix: PM

Suitable for:  
Boeing 747F, 747C  
DC 10-30 Freighter

UPPER DECK / MAIN DECK



Volume:  
21.16 m<sup>3</sup> / 747 ft<sup>3</sup>

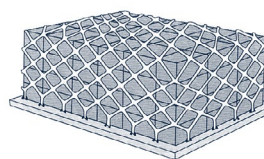
Tare Weight:  
130 kg/287 lbs

Max Gross Weight:  
6,804 kg/15,000 lbs

External Dimensions (LxWxH):  
317cm x 243cm x 290cm  
125"x96"x118"

## IATA Type 2WA Prefix: PM

Suitable for:  
Boeing 747, 747F  
DC 10-30, DC 10-30 Freighter  
A340, A330, A310, A300



Volume:  
15.8 m<sup>3</sup> / 557 ft<sup>3</sup>

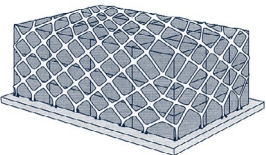
Tare Weight:  
130 kg/287 lbs

Max Gross Weight:  
5,035 kg/11,100 lbs

External Dimensions (LxWxH):  
317cm x 243cm x 162cm  
125"x96"x64"

## IATA Type 5 Prefix: PA

Suitable for:  
Boeing 747, 747F, 777, 767-300  
DC 10-30, DC 10-30 Freighter  
A340, A330, A310, A300  
MD11/DC-10,  
MD 11/DC-10 Freighter



Volume:  
9.91 m<sup>3</sup> / 350 ft<sup>3</sup>

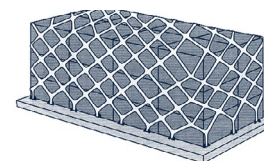
Tare Weight:  
120 kg/264 lbs

Max Gross Weight:  
4,626 kg/10,200 lbs

External Dimensions (LxWxH):  
317cm x 223cm x 162cm  
125"x88"x64"

## IATA Type 6 Prefix: PL

Suitable for:  
Boeing 747, 777  
DC 10-30, DC 10-30 Freighter



Volume:  
6.94 m<sup>3</sup> / 245 ft<sup>3</sup>

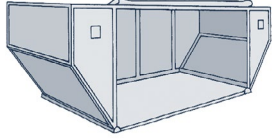
Tare Weight:  
90 kg /198 lbs

Max Gross Weight:  
3,175 kg /7,000 lbs

External Dimensions (LxWxH):  
317cm x 253cm x 162cm  
125"x60.4"x64"

## IATA Type 2BG Prefix: AMU

Suitable for:  
Boeing 747, 747F



Volume:  
13.7 m<sup>3</sup> / 480 ft<sup>3</sup>

Tare Weight:  
200 kg/440 lbs

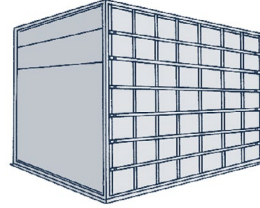
Max Gross Weight:  
6,033 kg / 13,300 lbs

External Dimensions (LxWxH):  
317cm x 243cm x 162cm  
125"x96"x64"

## IATA Type 2/2Q Prefix: AMA

Suitable for:  
Boeing 747F

UPPER DECK / MAIN DECK



Volume:  
17.16 m<sup>3</sup> / 606 ft<sup>3</sup>

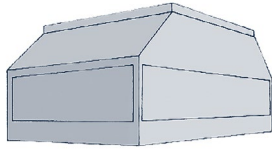
Tare Weight:  
260 kg/572 lbs

Max Gross Weight:  
6,804 kg/15,000 lbs

External Dimensions (LxWxH):  
317cm x 243cm x 243cm  
125"x96"x96"

## IATA Type 5 Prefix: AAK-ATA:LD-7

Suitable for:  
A340, A330, A310, A300



Volume:  
9.91 m<sup>3</sup> / 350 ft<sup>3</sup>

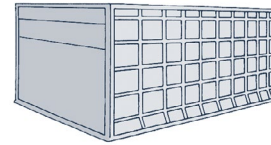
Tare Weight:  
200 kg/440 lbs

Max Gross Weight:  
6,033 kg/13,300 lbs

External Dimensions (LxWxH):  
317cm x 223cm x 162cm  
125"x88"x64"

## IATA Type 5 Prefix: AAP-ATA:LD-9

Suitable for:  
Boeing 747, 747F, 767  
L1011  
A340, A330, A310, A300



Volume:  
9.91 m<sup>3</sup> / 350 ft<sup>3</sup>

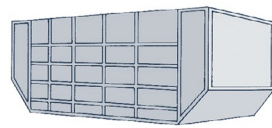
Tare Weight:  
200 kg/440 lbs

Max Gross Weight:  
6,033 kg/13,300 lbs

External Dimensions (LxWxH):  
317cm x 223cm x 162cm  
125"x88"x64"

## IATA Type 6B Prefix: AQ-ATA:LD-8

Suitable for:  
Boeing 777, 767



Volume:  
6.94 m<sup>3</sup> / 245 ft<sup>3</sup>

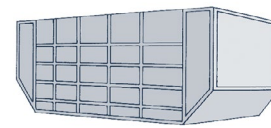
Tare Weight:  
120 kg/264 lbs

Max Gross Weight:  
2,449 kg/5,400 lbs

External Dimensions (LxWxH):  
243cm x 153cm x 162cm  
96"x60.4"x64"

## IATA Type 6 Prefix: ALF-ATA:LD-6

Suitable for:  
Boeing 747, 747F  
L1011  
A340, A310, A300



Volume:  
6.94 m<sup>3</sup> / 245 ft<sup>3</sup>

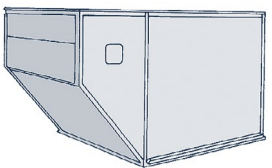
Tare Weight:  
180 kg/397 lbs

Max Gross Weight:  
3,175 kg/7,000 lbs

External Dimensions (LxWxH):  
317cm x 153cm x 162cm  
125"x60.4"x64"

## IATA Type 8 Prefix: PA:LD-3

Suitable for:  
Boeing 747, 767, 777  
DC 10-30 Freighter, DC 10, MD 11  
A340, A330, A310, A300



Volume:  
4.53 m<sup>3</sup> / 160 ft<sup>3</sup>

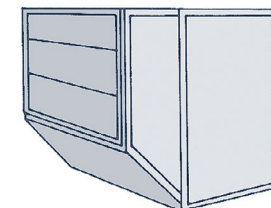
Tare Weight:  
70 kg/154 lbs

Max Gross Weight:  
1,588 kg/3,500 lbs

External Dimensions (LxWxH):  
156cm x 153cm x 162cm  
61.5"x60.4"x64"

## IATA Type 8D Prefix: APA:LD-2

Suitable for:  
Boeing 767, 777



Volume:  
3.4 m<sup>3</sup> / 120 ft<sup>3</sup>

Tare Weight:  
60 kg/132 lbs

Max Gross Weight:  
1,225 kg/2,700 lbs

External Dimensions (LxWxH):  
119cm x 153cm x 162cm  
47"x60.4"x64"